







## Organizing Materials

Module	Lesson	Hanging File/Lesson Label	Student Materials/Plastic Covers	Teacher Guides/Plastic Covers	Additional Materials
	 <p data-bbox="333 672 529 704"><b>A1 Stop &amp; Start</b></p>				
<p data-bbox="58 829 268 894"><b>Before You Begin &amp; Handouts</b></p>		<p data-bbox="575 829 785 862"><b>Before You Begin</b></p>		<p data-bbox="1289 829 1556 967"><b>Critical Concepts Phonemic Awareness Pacing Guide Sound Chart (3)</b></p>	
<p data-bbox="58 976 180 1040"><u>Module A Listening</u></p>					<p data-bbox="1656 976 1948 1114"><b>Optional: Smartphone, Bluetooth Speaker A1-A6 A3-blindfold</b></p>
	<p data-bbox="306 1154 554 1219"><b>A5 Sound Matching Source</b></p>	<p data-bbox="575 1154 821 1219"><b>A5 Sound Matching Source</b></p>	<p data-bbox="919 1154 1157 1187"><b>Animal Pictures (2)</b></p>		
	<p data-bbox="306 1300 533 1365"><b>A7 Add the Sound Effects</b></p>				<p data-bbox="1656 1300 1892 1365"><b>Books with Animal Sounds</b></p>

	<b>A8 Silly songs</b>	<b>A8 Silly songs</b>		<b>Silly Songs (5)</b>	
	<b>LESSON</b>	<b>FILE FOLDER/LABEL</b>	<b>PLASTIC COVERS</b>	<b>PLASTIC COVERS</b>	<b>ADDITIONAL MATERIALS</b>
	<b>A9 Following Directions</b>	<b>A9 Following Directions</b>			<b>Small props/see lesson</b>
<u>Module B</u> <u>Rhyming</u>					<b>B9: bean bag or ball of yarn</b>
	<b>B1 Rhyming Songs and Poems</b>	<b>B1 Rhyming Songs and Poems</b>		<b>Nursery Rhymes (6) downloads</b>	
	B2: Rhyme Match	B2: Rhyme Match	<b>Rhyme Match Game (10)</b>		
	<b>B3: Catch the Match</b>	<b>B3: Catch the Match</b>	<b>Game Board (1)</b> <b>Note: Do not cut the cards</b> <b>Picture Cards (3)</b>	<b>Game Board blue strips (1)</b> <b>Word List (1)</b> <b>Catch the Match numbered circles (1)</b>	<b>Game markers for each child</b>
	<b>B4: Rhyming Memory Game</b>	<b>B4: Rhyming Memory Game</b>	<b>Rhyming Memory Game (4)</b>		
	B5: Rhyme & Movement	B5: Rhyme & Movement		<b>Nursery Rhyme (5) downloads</b>	
	<b>B6: Fill in the Rhyme</b>	<b>B6: Fill in the Rhyme</b>		<b>Fill in the Rhyme Sentences (1)</b>	
	<b>B7: Rhyming Climbing</b>	<b>B7: Rhyming Climbing</b>	<b>Picture Cards (1-Pink &amp; 1-Blue)</b>	<b>Word List (1)</b>	
<u>Module: C</u>					<b>C7: A stack of colored paper squares in two different colors.</b>

<u>Sentences &amp; Words</u>					<b>C 8: A stack of counters in ONE color.</b>
	<b>C3: Identifying Who &amp; What's Happening</b>  <b>LESSON</b>	<b>C3: Identifying Who &amp; What's Happening</b> C3-C6 Picture Cards  FILE FOLDER/LABEL	Picture Cards (4) Note: Will use pictures in lessons C3-C6.  PLASTIC COVERS	PLASTIC COVERS	ADDITIONAL MATERIALS
	<b>C9: Which Sounds Longer?</b>	<b>C9: Which Sounds Longer?</b>	Word Length Cards (2)	List of Suggested Word Pairs (1)	
<u>Module: D</u> <u>Compound Words</u>					
	<b>D1: Making Compound Words</b>	<b>D1: Making Compound Words</b>		Word List (1)	
	<b>D2: Making A Longer Word</b>	<b>D2: Making A Longer Word</b>		Word List (1)	
	<b>Compound Wrđ. Lessons D3-D8.</b>	<b>Compound Wrđ. Lessons D3-D8..</b> D3-D7 Picture Cards D3-D8 Word Lists	Picture Cards for Compound Word (16) Will use pictures in lessons D3-D7 & E4-E8.	D3: Word List (1) Two-Syllable Word Game (1) Word Lists D4-D8 (5)	
<u>Module: E</u> <u>Syllables</u>					
	E1: Stringing Syllables Together	E1: Stringing Syllables Together	Picture Cards (3)	Word List (1)	

	E2: Snail Speech	E2: Snail Speech	Picture Cards (3)	<b>Word List (1)</b>	
	E3: Feeling Syllables	E3: Feeling Syllables		Word List (1)	
	Syllable Lessons E4-E9.  LESSON	Syllable Lessons E4-E9 E4-E8 Picture Cards E4-E9 Word Lists  FILE FOLDER/LABEL	<b>Compound Words picture Cards will be used in lessons E4-E8.</b>  <b>PLASTIC COVERS</b>	Word Lists E4-E9 (6)  PLASTIC COVERS	ADDITIONAL MATERIALS
	E10 Drumming Names E11 Clapping	E10 & E11		Word List (1)	E10: “drum” (or box, plastic container, tabletop, etc.) “drumstick” (or large spoon, stick, hand, etc.)
	E12 Animal Sorting	E12 Animal Sorting	<b>Animal Picture Cards (2)</b>	Word List (1)	<b>Four shoe boxes</b>
	E13 Syllable Softball	E13 Syllable Softball	<b>Game Board (1)</b> <b>Picture Cards (2)</b>	Word List (1)	
	E14 Syllable Supper Chart	E14 Syllable Supper Chart	<b>Charts/Picture Charts (2)</b>	Blue word list strip (1)	
<u>Module: F</u> <u>Word Families</u>					
	What’s My Word? F1-F3	F1: What’s My Word? F1-F3	<b>Picture Cards F1-F3 ( 3 )</b>	Word Index F1-F3 Starting Sounds F1-F3	

				Sound Cards F1-F3 (3 total)	
	Word Maker F4-F6	Word Maker F4-F6		Word List F4-F6 (2) Sound Cards see F1-F3	
	Building Rhymes F7-F9	Building Rhymes F7-F9		Word List F7-F9 (2) Sound Cards see F1-F3	
Totals:	1 storage box	27 hanging files and labels.	<b>114 plastic covers</b>		

**Access Part 2 for the remainder of the curriculum materials.**